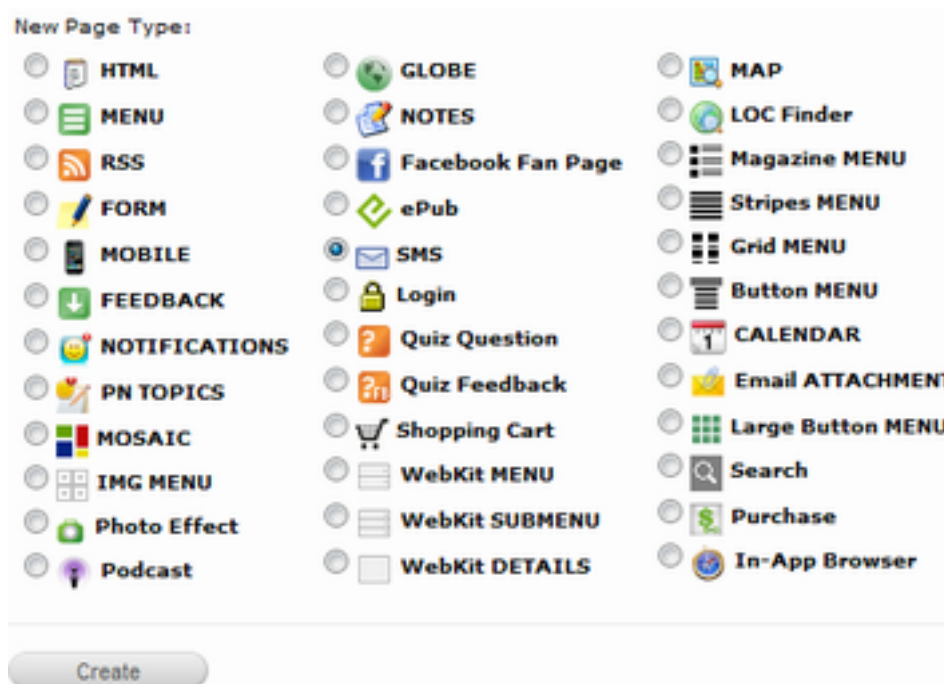




SMS Page Type Tutorial

Appsmoment applications are able to send SMS messages from inside the app. Unfortunately SMS page type only works on smartphones - the devices that have native support for short message service. iOS platform support starts with version 4.0.

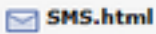
To add an SMS page to your application go to its Dashboard → Edit Pages → + Add New Page. This will take you to a menu of all our page types:



Select the SMS radio button and click Create.

The editor of SMS page type essentially has two specific options: Number, and Message input fields.

Edit SMS Page

 SMS.html


This is a SMS page. To convert this page to a different type click [Convert](#).

To change PAGE STYLE click [HERE](#).

Save Done

Number:

Message:

 Please be aware that this page type works only on iOS version 4.0 and higher.

The values of Number and Message input fields will automatically travel to the SMS screen which I'm sure you are familiar with. User, of course, will be able to edit these values.